



# RED DELL LTD

**RURAL AND COASTAL DEVELOPMENT SPECIALISTS**



## Product Guide



Red Dell delivers a distinguished product and an exceptional client experience. We focus on project design and management, site supervision and hands on labour, and collaborate with clients, architects and landscape designers to achieve the vision.



Red Dell has a solution for even the most challenging access ways.



Base Layer

This is the foundation of a long term access way and perfect to access the site for construction.



Metal

A base layer can be dressed up with fine metal for long term use.



Cement Mix

For steep or busy access ways cement is added to the aggregate to provide a smooth, tough finish and aid traction.



Concrete

A durable, low maintenance solution.



Tinted Concrete

A range of tinting options are available.



Exposed Aggregate

An attractive finish which aids traction.



Auckland Transport Compliant Vehicular Crossing

- Traffic Management
- AT applications and inspections



Cattle Stop

Installed with drainage and fencing as required.



Soft Ground Options

Solutions for wet, soft and low lying access ways include:

- Geo grid
- Geo Textiles
- Heavy Road Base Aggregate



# DRAINAGE

Red Dell provides a range of solutions to ensure water is directed and controlled.



Gabion Drains

An attractive low maintenance option that controls water flow and protects from erosion.



Plastic Pipes and Culverts

A cost effective option for access ways, crossing dams and ponds. 100mm - 600mm



Concrete Pipes, Culverts and Head Walls

A strong, durable option installed in compliance with Auckland Council and Auckland Transport.




Cesspits

Ensures water drains quickly from lawns, access ways and parking areas. Small, medium, large or channel.



Water and Septic Tanks

Installation of water tanks (fully or partially buried) and septic systems.



Open Swales

A cost effective solution for directing water.



Field Drains

Relieves ground water and reduces a soggy surface. Up to 1m deep.



Counterfeit Drains

Relieves ground water at greater depth and ensures the structural integrity of the site. 1m - 4m deep.



# EARTHWORKS

Red Dell can help craft your own personal landscape, from house sites to terraced lawns.



Landscape Fill

For use in non-structural areas such as lawns, bunds and paddocks.




Engineered Fill

Requires machine compaction and testing for density and moisture content, and geo-technical sign off.



Topsoil

Stripping and stock piling while the site is shaped, then spreading trimming and seeding.



Services

Trenching and ducts or the full installation of your electrical and telecommunications services.

# RETAINING WALLS

A spectacular view often comes with a complex site.  
Red Dell has retaining solutions to maximise steep sites and access ways.



Landscape Walls

Walls to maximise lawns and outdoor areas that do not require consent or engineering.



Engineered Walls

Structural and technical walls to support house sites and other important assets.



Palisade Walls

In-ground walls to support clifftop or steep sites.




Balustrades

Attractive, functional balustrades to ensure safety on high walls.

# BESPOKE PROJECTS

Contact us about your custom project.



Post and Rail Fencing

- Gates
- Feature Entrances



Water Features

- Ponds
- Dams
- Lakes



Horse Arenas

- Riding Paddocks
- Stable Sites



**RED DELL** LTD

RURAL AND COASTAL DEVELOPMENT SPECIALISTS

## CONTACT US

021 362 852  
enquiries@reddell.co.nz  
REDEL.L.CO.NZ